

World Migratory Bird Day: Make your own binoculars

In this activity, kids will learn how to create their own binoculars with which they can use to spot and identify birds in their own backyard or nearby park.

Age: Families with children 10 years old or under

Gather your Gear

- Two toilet paper rolls
- White glue
- Glue dots
- Scissors
- String, ribbon, or yarn
- Construction paper
- Optional: decorating supplies (markers, crayons, stickers, tissue paper, etc.)



* credit: The Spruce Crafts

Get Ready *You can help your child make connections by thinking about concepts before the activity.*

This year's theme for World Migratory Bird Day is: *Birds connect our world*. Bird populations are a good indicator of the overall health of the environment. They are sensitive to changes in their environments and can serve as early warning signs of environmental concerns. Birds also serve as a main source for seed dispersal, pest control, carrion disposal, and pollination in their habitats.

Each year, migratory birds travel hundreds and sometimes even thousands of miles to find the best environmental conditions for feeding, breeding, and raising their young. It's an exhausting journey filled with risks, most of which are caused by habitat destruction due to human actions.

You can observe local birds in your own backyard! Let's make some binoculars so you can go outside and start exploring!

Create and Decorate your Binoculars

- Using three glue dots, attach the two toilet paper rolls together (side by side). *If you want the attachment to be stronger, use either white glue or (with an adult's assistance) use hot glue.*
- Optional: Wrap the attached rolls in paper. This is an extra decorative step. You can use any color paper you'd like and secure it around the rolls.
- Decorate your binoculars however you'd like! You can draw, color, and paint them. If you have tissue paper, you can make a collage on it. Apply stickers or even bedazzle. The possibilities are endless!
- Attach string/ribbon/yarn:
 - Measure and cut your string.
 - Carefully using scissors, cut a small hole on the outside edge of each toilet paper roll, about half an inch from the top.

Recap *Have a conversation about what you saw/did and questions your child may have.*

- What is the theme of World Migratory Bird Day this year?
- Why are birds important?
- Where can you observe local birds?

Relate *Create connections to the idea through activities.*

You can help migratory birds by becoming a birder (bird-watcher) in your own backyard! Using the binoculars you just made (or actual ones), go outside and observe the birds that you see. With birding apps such as eBird, you can identify local birds and track your sightings.

It takes a team.... join ours

Help us save species by joining the "Zoo Conservation Corps" and raise awareness about wild animals, their habitats and why conserving both is so important. If your family members are on social media, post to share what you have learned, and use the hashtag #OnlyZooATL so that we can see all your great work!

Want to know more?

- For more on World Migratory Bird Day, go to: <https://www.worldmigratorybirdday.org/>
- Here are some birding apps you can use when you are observing birds:
 - eBird app - <https://ebird.org/home>
 - The Audubon Bird Guide app: <https://www.audubon.org/app>
 - iNaturalist: <https://www.inaturalist.org/>
- Go outside and watch some birds!



Binoculars - Final Product Example:

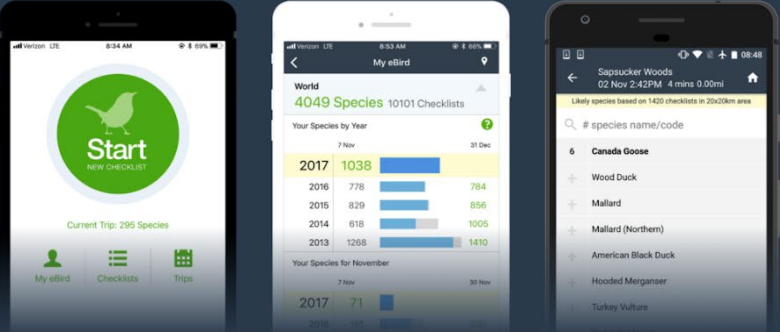


Birding Apps:

eBird Mobile

Easy data entry from the field, even when offline. All your lists and stats in your pocket. Wherever you go, eBird is there. Available in 27 languages on iOS and Android, all for free.

Download on the  [App Store](#) GET IT ON  [Google Play](#)



AT&T 9:08 AM 55%

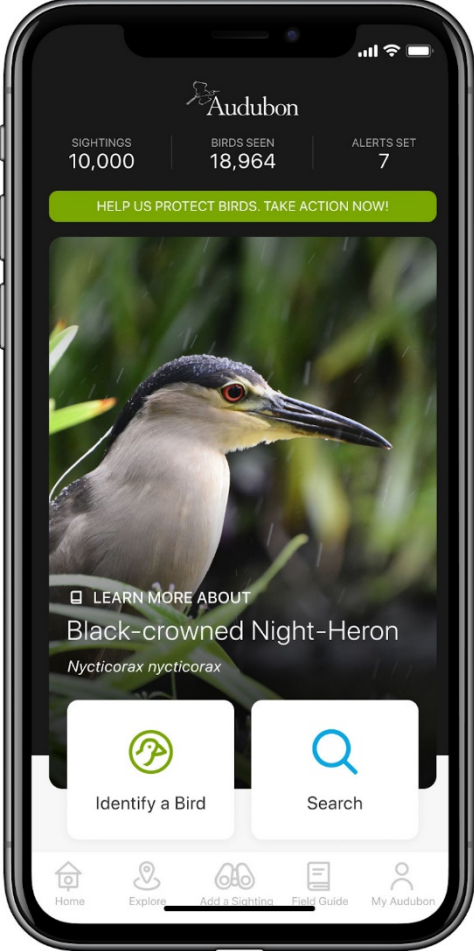


iNaturalist

Explore and Connect with Nature

Swipe >




Audubon

SIGHTINGS 10,000 BIRDS SEEN 18,964 ALERTS SET 7

HELP US PROTECT BIRDS. TAKE ACTION NOW!



LEARN MORE ABOUT
Black-crowned Night-Heron
Nycticorax nycticorax

Identify a Bird Search

Home Explore Add a Sighting Field Guide My Audubon